

DAV PUBLIC SCHOOL, ANPARA, SONEBHADRA

Summer Vacation Assignment

SESSION-2024-25

CLASS: LKG

CLASS TEACHER : TAHSEEN SULTANA & RACHANA SINGH

| S.No. | SUBJECT | Assignment | Learning Objective | Learning Outcome |
|-------|---------|--|--|---|
| 1 | ENGLISH | <p>Language Development Speaking Skills</p> <ul style="list-style-type: none">Say five lines about my self <p>Reading Skills</p> <ul style="list-style-type: none">Read a, b and c sound words from your "Fun with English book" through sight reading. <p>Writing Skills</p> <p>Write small letter a, b and c three full pages in your holiday homework copy</p> | <p>To know about students identity, personality and other essential things related to them.</p> <p>To enhance vocabulary.</p> <p>To be able to write the small letters a, b and c.</p> | <p>Students will be able to talk in full sentences and develop the ability to speak in English.</p> <p>Students will be able to say a, b and c sound words through sight reading.</p> <p>Students will be able to trace letters with wax crayons.</p> |
| 2 | HINDI | <p>Language Development Speaking Skills</p> <ul style="list-style-type: none">खरगोश और कछुए (या और किसी जानवर) की कहानी याद करके सुनाएं <p>Reading Skills</p> <ul style="list-style-type: none">अक्षर परिचय पुस्तक से क, ख और ग अक्षर वाले सारे चित्र पहचान कर कहो <p>Writing Skills</p> <p>अपनी Holiday Homework कॉपी में दो पृष्ठ अक्षर क, ख और ग लिखो </p> | <p>छात्रों के अंदर सोचने की क्षमता तथा आत्मविश्वास उत्पन्न करना </p> <p>क से ग अक्षर वाले चित्रों की पहचान करना </p> <p>अक्षर क से ग तक का लिखित अभ्यास करना </p> | <p>छात्र के अन्दर आत्मविश्वास उत्पन्न होगा तथा उनकी बोलने की क्षमता बढ़ेगी </p> <p>छात्र विभिन्न चित्रों के माध्यम से शब्द ज्ञान बढ़ायेंगे </p> <p>छात्र हिंदी के अक्षरों को लिखना सीखेंगे </p> |

| | | | | |
|---|-----------------------|--|--|--|
| 3 | MATHS | Cognitive Development Write number 1 and 2 ,two full pages. | To understand the value of number 1 and 2. | Students will be able to write numbers 1, and 2. |
| 4 | Project in Scrap Book | <ul style="list-style-type: none"> Paste two pictures of objects that start from letter a, b and c. (Eg. a- aeroplane, apple) क, ख और ग अक्षर से शुरू होने वाले कोई दो चित्र चिपकाओ Paste five fruits, five vegetables and five flowers. | Develop hand- eye coordination. Use fevicol with increasing control. | Students will be able to learn the name of different objects. |
| 5 | Rhymes | Learn these English and Hindi Rhymes with action:- <ul style="list-style-type: none"> Oneness, Bits of papers, Hop a little, Good night तोता, चिड़िया, कौवा, बादल, तुम मुझे खा लो, गर्मी आती है | Experience joy in musical activities. Move body parts in response to action songs. To give children a sense of rhythm. | Students will be able to learn English and Hindi rhymes with action. |
| 6 | Drawing | Colour page number 8, 9, 10, 11, 12, 13 and 14 in your "Fun with Colour book". | To develop fine motor muscles, eye hand coordination, correct finger grip, concentration, colour awareness, sense of achievement and creativity. | Students will be able to colour in a given area. |

DAV PUBLIC SCHOOL, ANPARA, SONEBHADRA

Summer Vacation Assignment

SESSION-2024-25

CLASS: U.KG.

CLASS TEACHER : Pooja Sharma / Kirti Singh

| S.No. | SUBJECT | Assignment | Learning Objective | Learning Outcome |
|-------|---------|--|--|--|
| 1 | ENGLISH | <p>Read and write the following 'a' vowel words (3 times) & Paste their pictures tap, mat, bat, rat, cat, cap, fan, van, tag, bag.</p> <p>ii. Write small letters a to z. (2 times)</p> <p>iii. Learn the following rhymes – My Dear ones, Summer Time, Going to the zoo, Bits of Paper.</p> | <p>To develop knowledge about 'a' vowel sound words & to develop their reading skill.</p> <p>To understand initial sound of letters a to z.</p> <p>To increase memory power of the child.</p> | <p>Students will be able to read and understand 'a' vowel sound words.</p> <p>Students will be able to know the initial sounds of letters a to z.</p> <p>Students will be able to memorize rhymes with rhythm.</p> |
| 2 | HINDI | <p>अ से अः तक लिखे। अ, ए, ओ, स्वरो से शुरू होने वाले शब्दों के चित्र चिपकायें। जैसे - अदरक, एक, ओखली</p> <p>नीचे दी गई कविताएँ याद करिए। हे माँ तुम्हें प्रणाम, बर्थ डे ईद</p> | <p>बच्चों को अ से अः तक स्वरों का ज्ञान कराना। बच्चों को विभिन्न स्वरों से बनने वाले शब्दों का ज्ञान कराना। बच्चों में सीखने के प्रति आत्मविश्वास बढ़ाना। उनका शब्द भण्डार बढ़ाना।</p> | <p>बच्चे अ से अः तक लिखना सीखेंगे। स्वरों से नये शब्द पहचानना व बनाना सीखेंगे। बच्चे कविताएँ अच्छे से सुनायेंगे।</p> |
| 3 | MATHS | <p>Paste the pictures of big & small things, tall and short things, more and less quantity.</p> <p>Write forward counting 1 to 10. (5 times)</p> | <p>To develop knowledge about comparison.</p> <p>To gain greater understanding of the order of numbers 1-10.</p> | <p>Students will be able to identify the comparison between various things.</p> <p>Students will be able to count with understanding.</p> |

| | | | | |
|---|-------------------------------|--|---|---|
| 4 | ENVIRONMENTAL CONCEPTS | <p>i. Paste the pictures of different rooms in a house.</p> <p>ii. Paste the pictures of things we use in summer Season . Ex. Sunglass, Umbrella, Fan, Ice- cream, Cotton clothes, Cap, Cooler.</p> <p>iii. Paste the pictures of different body parts.</p> | <p>To develop knowledge about different rooms in a house.</p> <p>To develop knowledge about summer season.</p> <p>To know about body parts.</p> | <p>Students will be able to know about different rooms in a house and their uses.</p> <p>Students will be able to know about various things used in summer season.</p> <p>Students will be able to know about body parts.</p> |
| 5 | Craft Work | <p>i. Rock Painting Collect small pebbles/stones and paint them to give a vibrant look.</p> <p>ii. Make a house and paste matchsticks. (Do it in your scrap book).</p> <p>iii. Make 'a' vowel caterpillar using colourful glazed paper in your scrap book.</p> | <p>To develop imagination, confidence and creativity among the students.</p> | <p>Students will be able to make different things.</p> |
| 6 | DRAWING | <p>Colour Page no -7,8 and 9 in your Fun with colours book.</p> | <p>To develop fine motor muscles, eye hand coordination, correct finger grip, concentration, colour awareness, sense of achievement and creativity.</p> | <p>Students will be able to colour in given area.</p> |




DAV PUBLIC SCHOOL, ANPARA, SONEBHADRA

Summer Vacation Assignment

SESSION-2024-25

CLASS: I A/B

CLASS TEACHERS :APARNA SRIVASTAVA / MITHLESH

| S.No. | SUBJECT | ASSIGNMENT | LEARNING OBJECTIVE | LEARNING OUTCOME |
|-------|---------|---|---|---|
| 1 | ENGLISH |  <p>1. Write 5 'ee' and 'll' sound words with pictures. 2. Write animals' name from the lesson A Funny Funny Zoo. 3. Make a vowel train with different sound words like (a,e,i,o,u).</p>  |  <p>1. The students can identify and learn 'ee' & 'll' sound words and pronounce them appropriately with proper accent. 2. The students can be familiar with the name of animals. 3. The students can identify pictures associating words with them.</p> | <p>1. Students will have good knowledge of 'ee' and 'll' sound words along with their pronunciation.</p> <p>2. Students will be familiar with name of animals seen in the pictures.</p> <p>3. Students will associates words with pictures.</p> |

| | | | | |
|---|-------|---|---|--|
| 2 | HINDI | <p>1. चार अक्षर वाले शब्दों के चित्र बनाएं या चिपकाए। बरगद, शलगम, अजगर, शरबत, अचकन।</p> <p>2. घर में मौजूद अनाज से निम्नलिखित शब्दों का चित्र बनाएं - छाता, माला, गमला, बादल, गाजर</p> <p>3. न्यूज़ पेपर से 'आ' मात्रा वाले 5 शब्द छाँटकर लिखें व उनसे वाक्य भी बनाएं।</p> | <p>1. बच्चे शब्दों के आधार पर किसी भी वस्तु या उसके चित्र को पहचान सकें।</p> <p>2. बच्चे किसी भी घरेलू वस्तु से कोई नई आकृति बनाकर अपनी रचनात्मकता को प्रदर्शित कर सकें</p> <p>3. बच्चे किसी भी मात्रा का ज्ञान अर्जित कर शब्दों को पढ़ एवं लिख सकें।</p> | <p>1. बच्चे हिंदी वर्णमाला के अक्षरों की आकृति व ध्वनि को पहचानते हैं।</p> <p>2. किसी भी घरेलू या सामान्य चीजों से किसी भी आकृतिया चित्र बनाना जानते हैं।</p> <p>3. बच्चे शब्दों को पढ़कर संबंधित वस्तु को पहचानते हैं ।</p> |
| 3 | MATHS | <p>1. Draw pictures of big and small flowers 🌻 and fishes .</p> <p>2. Stick moti or sitara for more and a few things like fruit basket.</p> <p>3. Write number names from 1 to 20 and draw the same number of objects against them.</p> | <p>Students can</p> <p>1. have the knowledge of different shapes and sizes.</p> <p>2. reveal their creativity by making images with the help of ordinary or insignificant things.</p> <p>3. identify number and their application in their life.</p> | <p>Students will</p> <p>1. identify the things which are big and small or of different sizes.</p> <p>2. use words like more than, less than or equal through the strategy of one to one correspondence in objects in two groups.</p> <p>3. take out objects up to 20 from a given collection of objects.</p> |
| 4 | EVS | <p>1. Write five lines on 'My Self' with your favourite fruits, vegetables, sweets, games and TV programmes.</p> <p>2. Cut and paste picture of sense organs with colourful papers in chart or A4 size paper.</p> <p>3. Paste items which keep us clean and healthy with glitter paper like - brush, towel, soap, comb, nail cutter.</p> | <p>Students can</p> <p>1. understand their personality by focusing on his or her choice about their favourite fruits, vegetables, sweets etc.</p> <p>2. understand the importance of their sense organs in their life.</p> <p>3. develop their ideas of making the things hygienic around them.</p> | <p>Students will</p> <p>1. understand and develop their personality.</p> <p>2. value their body parts for their sound health.</p> <p>3. always keep the surroundings neat and clean.</p> |



DAV PUBLIC SCHOOL, ANPARA, SONEBHADRA

Summer Vacation Assignment

SESSION-2024-25

CLASS: II

CLASS TEACHER : SARMISTHA GHOSH / MOUA LAHIRI

| S.No. | SUBJECT | Assignment | Learning Objective | Learning Outcome |
|-------|---------|---|---|---|
| 1 | ENGLISH | 1.Paste 10 pictures of naming words and write their name , in English notebook. 2. Prepare a ' Finger puppet' of any two of the following animal Puss/ parrot /giraffe/ rabbit /elephant / Sparrow /pigeon | 1. To enrich vocabulary of English through pictures. 2. To enhance their creativity and aesthetic sense | 1. Able to co-relate different objects with their names. 2. Artistic sense developed. |
| 2 | HINDI | 1. अपने मित्र के लिए जन्मदिन की बधाई कार्ड बनाए। 2. हिंदी अभ्यास पुस्तक में स्वयं पर पाँच पंक्तियाँ लिखिए। | 1. रचनात्मकता में सुधार करें। 2. अपनी भाषा में बात करने के लिए उत्साह बढ़ाना। | 1. रचनात्मक बनो। 2. विश्वास रखें। |
| 3 | MATHS | 1.Addition of 3 digit number Do it in Primary Mathematics -2, Page number 36 & 37 2. Learn and write table -1 to 5. Colour the page of your notebook to look attractive. | 1. Able to add 3 digits number upto 999 using addition method. 2. Easy to solve multiplication. | 1. To solve simple daily life problem or situation based on addition of 3 digits number. 2. Help in calculation of Multiplication. |
| 4 | EVS | 1. Make a diet chart with pictures of food items of different meals and mention time also. Do it in scrapbook. 2.Draw and colour different cotton clothes of summer season in your book page no. 31 | 1. Children will learn need of proper diet of people of different age groups. 2. To make them aware about the benefits of wearing cotton clothes during summer season. | 1. Realise the benefits of taken healthy food in proper time. 2. They will learn cotton clothes make them cool in summer. |