



DAY SR. SEC. PUBLIC SCHOOL, ANPARA

SUMMER VACATION ASSIGNMENT



SESSION-2026-27





Class- I

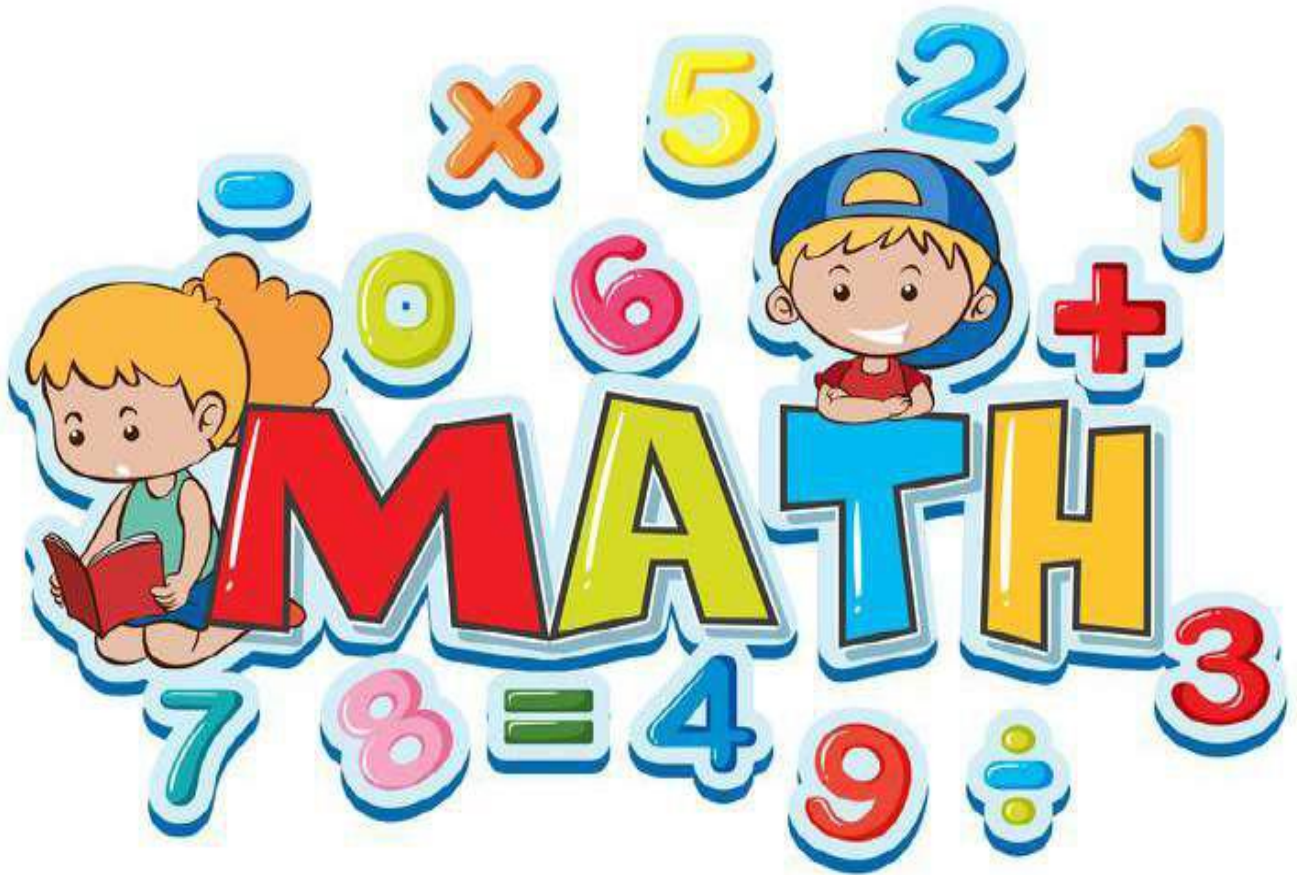








S.No.	SUBJECT	Assignment	Learning Objective	Learning Outcome
1	ENGLISH	<p>1. Make an 'ee' tree using any 10 'ee' sound words on chart paper.</p>  <p>2. Write the name of animals from the lesson A Funny Funny Zoo and paste their pictures.</p> 	<p>1. Students can identify and learn 'ee' sound words and pronounce them appropriately with proper accent.</p> <p>2. Students can identify different animals and their names.</p>	<p>1. Students will be able to develop good knowledge of 'ee' sound words along with their pronunciation.</p> <p>2. Students will be able to know the names of different animals.</p>



हिंदी

S.No.	SUBJECT	Assignment	Learning Objective	Learning Outcome
2.	HINDI	<p>1 'आ' व 'इ' मात्रा के दस- दस शब्द लिखे व चित्र स्क्रीनपबुक में चिपकाए।</p>   <p>2. "राजा बेटा" कविता अभिनय के साथ याद करें।</p>	<p>बच्चे 'आ' मात्रा व 'इ' मात्रा से परिचित होंगे और विभिन्न शब्दों को पढ़ना व लिखना सीखेंगे।</p> <p>बच्चे "राजा बेटा" कविता को हावभाव से सुनाने में सक्षम होंगे।</p>	<p>बच्चे 'आ' मात्रा व 'इ' मात्रा लगाकर विभिन्न शब्द बना सकेंगे और उनका सही उच्चारण सीख सकेंगे।</p> <p>बच्चे कविता को सही उच्चारण के साथ सुना सकेंगे।</p>
3.	NAITIK SHIKSHA	पाठ -1 प्रार्थना याद करें।	बच्चे "प्रार्थना" सुनाने में सक्षम होंगे।	बच्चे "प्रार्थना" को सही उच्चारण के साथ सुना सकेंगे।






S.No.	SUBJECT	Assignment	Learning Objective	Learning Outcome
4.	Maths	<p>1. Write number names from 1 to 20 in your Maths Copy and learn it i.</p> <p>2.Paste pictures on chart paper to show the comparison of Tall/ Short, More/ Less, Few/ More, Thick/ Thin.</p> <div style="text-align: center;">     </div>	<p>1 Students can develop the ability to recognize numbers and write their names in words..</p> <p>2. Students can gain knowledge about comparing different sizes of objects present in their surroundings.</p>	<p>1. Students will be able to identify numbers and write their number names accurately.</p> <p>2. Students will be able to develop observation and comparison skills through surrounding objects.</p>




S.No.	SUBJECT	Assignment	Learning Objective	Learning Outcome
5.	EVS	<p>1. Make an album of your favourite things which keep you clean like- Soap, Tooth paste, Oil, Tooth brush, shampoo, etc in your scrap book.</p>  <p>2. Paste pictures of sense organs on a disposable plate.</p> 	<p>1. Students can identify and recognize things that help them keep clean by making an album of their favourite hygiene items.</p> <p>2. Students can identify and recognize different sense organs.</p>	<p>1. Students will be able to learn about cleanliness and identify things that keep them clean.</p> <p>2. Students will be able to recognize and name the sense organs and will develop an understanding of the functions of each sense organs in everyday life.</p>



S.No.	SUBJECT	Assignment	Learning Objective	Learning Outcome
6.	DRAWING	<p>Draw different objects based on the shape of square and semi-circle from their surroundings in your drawing Copy.</p>  	Students can recognize square and semi-circle shapes in every day objects and can improve their observation and drawing skills.	Students will be able to identify square and semi-circle shapes and draw different objects based on these shapes from their surroundings.



GENERAL KNOWLEDGE

S.No.	SUBJECT	Assignment	Learning Objective	Learning Outcome
7.	GK	<p>Paste pictures of our national bird , national fruit, national flag, national animal ,national vegetable and national flower in your scrap book..</p> 	Students can identify and paste the national symbols of India correctly and learn to respect national symbols .	Students will be able to recognize and name different national symbols.

